

Taking Care of Your New Puppy



The first few days are incredibly important to the well-being of your new puppy. Please read these instructions carefully and keep them for future reference.

STRESS: No matter how much you love your new puppy, it is going to experience stress. Leaving everything that is secure and familiar to him/her is going to cause some fear and confusion. It is so vital to recognize the signs of stress and help your puppy through this tough time. Signs of stress in a puppy can be timidity, failure to eat, lethargy, diarrhea or vomiting, and crying. Please be patient with your puppy. He's looking to you to comfort, protect and lead him. You should pick up your new puppy when you have at least a day or two to spend with him before leaving him alone. Please don't bring a puppy into a completely unfamiliar environment and then leave him alone for 8-10 hours while you go off to work. If possible, come home for lunch if you work, or ask a friend to check in on him.

FAILURE TO EAT:










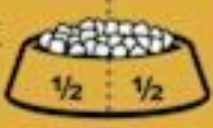







Your puppy must eat often to survive. If he's off his food, give him a food supplement such as [Nutri-Stat](#) (honey or Karo Syrup). This will keep blood sugar levels stable. You **MUST** entice him to eat. Cook him some chicken or a hamburger if you have to, but make sure that she/he eats. The [Nutri-Stat](#) is only a short-term fix. But they can be a life saver if your puppy ever gets sick, overheated, chilled, injured, or stressed.



FEEDING YOUR PUPPY:

Yorkies are nibblers/grazers. Make water available **AT ALL TIMES-24/7**. Yorkie puppies eat very small quantities at a time. A tablespoon of [Royal Canin Breed Health Nutrition Yorkshire Terrier Puppy Dry Dog Food](#) kibble 3 times a day is great. This is equivalent to $\frac{1}{4}$ cup so you cannot put them on a once or twice daily feeding schedule like some dogs. This may be difficult if you have other breeds in the home, but it is vital that you heed this advice. If you plan on changing him/her to another food, do it slowly or your puppy may get diarrhea or may stop eating. Changing food is **NOT** recommended for at least 6 months.

FEEDING TABLE

24H		 2-5 months								
  $\frac{1}{3} : \frac{1}{3} : \frac{1}{3}$		2 m		3 m		4 m		5 m		
ADULT WEIGHT	2 kg	(g)		(g)		(g)		(g)		
	3 kg	49	4/8	54	4/8	55	5/8	55	4/8	
	4 kg	63	5/8	71	6/8	75	6/8	75	6/8	
			78	6/8	88	7/8	92	7/8	93	1
		 6-10 months								
  $\frac{1}{2} : \frac{1}{2}$		6 m		7 m		8 m		10 m		
ADULT WEIGHT	2 kg	(g)		(g)		(g)		(g)		
	3 kg	48	4/8	40	3/8	39	3/8	39	3/8	
	4 kg	68	6/8	61	5/8	54	4/8	53	4/8	
			84	7/8	75	6/8	67	5/8	65	5/8
ME = 4083 kcal/kg		 = 240 ml (= 98 g)		 + 						



Measurement is going to be cut in half since your puppy is going to be close or under to 2 pounds. 2kg = 4.4lb

4/8 cups = 8 tbsp Half of 4/8 cups is 1/4 cup

1/4 cups = 4 tbsp

Example feeding schedule: 8am, 2pm, 8pm




If your puppy is not eating, try to soak the kibble for at least 20 mins. You can soak overnight, just keep it refrigerate. You can also use goat milk powder, which you can find at Walmart. You can sprinkle a little on dry kibble or mix it in the water.

Or can also use Royal Canin Appetite Stimulation

Also, start giving them [Nutri-Stat](#) as this will keep their energy and sugar up.



NuVet Plus Immune System Supplements are supplements to boost the puppy's immune system. They are a premier pet immune system of precise formula of vitamins, minerals, enzymes, herbs and antioxidants that perform together. I would suggest breaking the wafer into quarters for a 2-month-old puppy. Crush and sprinkle onto food. They will gobble it up. An alternative version of NuVet Plus is available in powder form. 1/2 serving for pets under 5 lbs.



Click to view informative [video](#).

NuVet Plus Guarantee is included in Valness Yorkies LLC Health Guarantee/Contract. This is the same contract we will sign together on pickup day.

NuVet Plus is America's premier pet immune system support supplement incorporating a precise formula of vitamins, minerals, enzymes, herbs and antioxidants that perform synergistically to bring together all of the vital ingredients required to maintain optimal health. NuVet Plus is made in the USA using natural, human grade ingredients that are formulated in an FDA registered pharmaceutical laboratory.

Veterinarian recommend, NuVet Plus was designed for dogs at every life stage; from supporting a puppy's maturing immune system to helping to protect against issues later in life.

Due to the varying kinds of food and different environmental conditions the puppies come in contact with; and the fact that all puppies have immune systems that take time to mature, we highly recommend NuVet Plus immune systems builder to help them maintain optimal health.

We are so confident NuVet Plus will benefit your new puppy; we will extend the terms and conditions of my guarantee by 1 year. To qualify for this guarantee extension, you must give your new puppy NuVet Plus, using the manufacturer's recommended daily dosage, until your pup reaches 1 year old. Failure to do so makes this guarantee extension null and void. We also highly recommend you continue to give your pup NuVet beyond the guarantee period to promote optimal health for a lifetime.

For your convenience you may order by phone by calling 800-474-7044, using order code 18146 or online at www.nuvetlabs.com/18146. NuVet products are not sold in stores. Customers outside the U.S. must place order by phone only.



NUVET PLUS®
IMMUNE SYSTEM SUPPLEMENT

 (800) 474-7044

 WWW.NUVET.COM

ORDER CODE
18146

IF YOUR PUPPY IS SICK:

Seek professional help. CALL YOUR VETERINARIAN. You have chosen to have a tiny breed as your new family member. With tiny breeds such as Yorkies, you must act quickly if your puppy becomes ill. Their size prohibits waiting to get help.

ALLOW YOUR PUPPY TIME TO REST:

A good rule of thumb for tiny puppies is 15 minutes of play requires 45 minutes of rest. It is important at a young age not to wear them out. Like children, they don't know when to quit sometimes. Make sure never to leave a tiny puppy unattended with small children. Teach children to allow the puppy time to rest. If the puppy has been playing hard let him sleep.

CRATES AND PLAYPEN

Puppies need time to themselves. A two door crate with divider is a very useful product for them to have a space to call their own. I use [crates](#) during the day and every evening. A [playpen](#) can be attached to end for them to call their home.



Another version is use of a [plastic playpen](#) and [traveling crate](#). The traveling crate can be positioned inside the playpen. A nice safe space for the puppy. A sample crate training attachment is included.

PUPPY CRATE TRAINING SCHEDULE
by www.k9y-training-coaches.com

Wake up and immediately take puppy outside for potty → 15 minutes

Stay outside and play with your puppy or let explore → 15-20 minutes

Feeding time (food and water) + digestion time → 30 minutes
(inside the crate or supervised all the time)

Take puppy outside for potty → 15 minutes

Stay outside or come inside and play with your puppy → 10-20 minutes
(Fetch, tug, chase, etc.)

Back inside the crate for rest and/or chew time → 1-2 hours
(provide stuffed Kong and chew toys).

SCHEDULE EXAMPLE

MORNING	AFTERNOON	EVENING
7:00 Out for potty	2:30 Out for potty	9:30 Out for potty
7:15 Play-time	2:45 Play-time	9:45 Play-time
7:30 Feeding	3:00 Feeding	10:00 Feeding
8:00 Out for potty	3:30 Out for potty	10:30 Out for potty
8:15 Play-time	3:45 Play-time	10:45 Play-time
9:00 Inside the crate	4:00 Inside the crate	11:00 Inside the crate for the night
11:00 Out for potty	6:00 Out for potty	
11:15 Play-time	6:15 Play-time	
11:30 Feeding	6:30 Feeding	
12:00 Out for potty	7:00 Out for potty	
12:15 Play-time	7:15 Play-time	
12:30 Inside the crate	7:30 Inside the crate	



GROOMING & BATHING:

Always comb/brush your puppy "before" bathing and after drying. Make sure you use an ear cleaner and blow dry the ears completely. Yorkies require regular brushing to maintain their beautiful hair coats and to avoid painful matting of the hair. For cleanliness, trim hair around buttocks and genital areas at least twice a week. Yorkies tend to grow hair that covers the anus and that blocks feces and they become impacted. Gently using beard trimmers around that area weekly will prevent this. Be careful not to injure the protruding anus. Bathe your puppy as needed or every couple of weeks with [CHI Rose Hip Oil 2-in-1 Dog Shampoo](#) or [CHI Gentle 2 in1 Dog Shampoo & Conditioner](#). Be sure and clean around the eyes a couple of times per week. Those eye secretions can cause an eye infection. So, if you do butts, eyes, regular brushing, shampoo with conditioner every other week you can postpone trips to the groomers until after your puppy is fully immunized and on flea and heartworm protection. Most importantly, comb from the base of the hair to the top to prevent under matting. Begin doing this immediately and continue at least every other night until matting is no longer an issue. While combing EVERY night, rub your puppies' feet and ears to get them used to being touched for future ease on them and the groomer. This combing will get to mats before they become a problem. Ask a groomer for advice at any time about different shampoo.



PADS & NAILS:

We use [baby nail cutters](#) to trim the pads of the feet, hair grows from between them and it should be trimmed to at least where the hair is level with the paws themselves. Trimming nails should be done with almost each bath. Trim the hair around the foot at this time. The feet should be rounded following the outline of the foot itself before bathing.



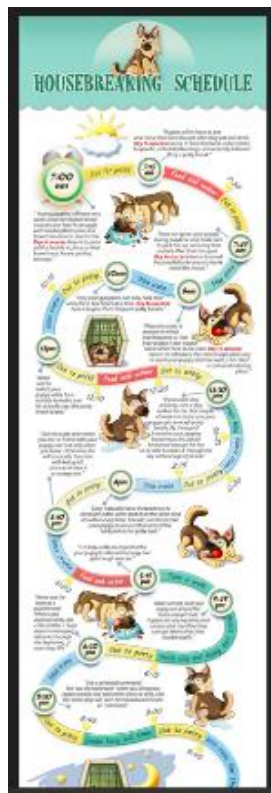
POTTY:

Caution should be used in selecting where your puppy goes if you take it outside. Two deadly diseases, Parvo and Distemper can stay in the soil for seven years. When traveling with our dogs never "walk" them in the "doggie areas" until all immunizations are complete. Your puppy has had his/her 1st shots (8 weeks old) and will need the entire series of 3. Rabies is given after the 3rd set of immunizations. Then they will need boosters every year. Keep your puppy away from other dog feces and urine. If you take him/her out, carry them. Do not let their feet down in strange, unprotected areas. Avoid the groomers until your puppy is immunized. When at the Vets office carry your puppy in. Remember sick dogs go to groomers and to the Vets.

Be consistent, gentle, and understanding, as this puppy is just a baby. Training your puppy to potty on pads inside a small, confined area is by far the easiest method of housebreaking, especially since it will come naturally to them not to potty in their bed. All of our puppies are partially housebroken to go on potty pads inside and outside their playpen. I like to cover the pads with **fake grass**. It is more appealing to the eye and reducing the suggesting to puppy to drag pad around. They tend to think of the pad as a toy to play with. A gated area of the floor is an excellent way of allowing your puppy freedom while learning to use the pads.

Use lots of praise when you puppy potties on the potty pads outside their playpen as well and when he/she goes outside. The best time for training is after the puppy eats or wakes up from a nap. They usually will potty within 10-15 minutes. Keep an eye on your puppy and when they look like they are about to potty, take them to the nearest pad. If they get anything on the pad, give them lots of praise!

This process could take few weeks to a few months, so, like any other training procedure, have patience. In addition, a very young puppy will not be able to hold its urine all night, so be prepared to take her out during the night or allow them to use their pad. Rush the puppy to the door or carry her so she can avoid an accident. Watch to be sure that she relieves herself once you are outside and give a reward immediately. Attachment schedule to give additional information included.



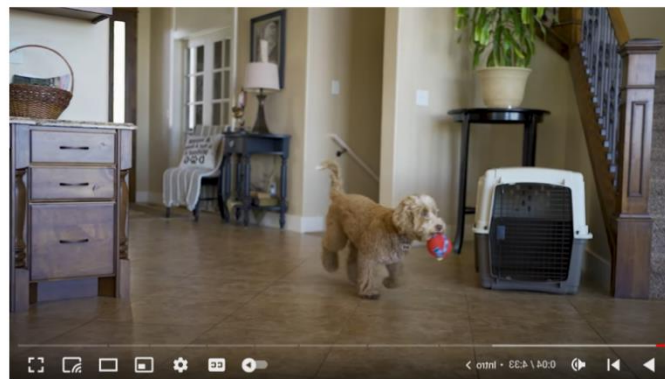
Bexter & Bella:

Baxter and Bella, <https://www.baxterandbella.com/> is an excellent resource to have and worth every penny! Use code **ValnessYorkies** for 25% off lifetime support. Regularly sold for \$168. Minus 25% (\$59.50) = \$178.50



TRAINING AND SPECIAL NOTES:

Your puppy might be nervous in their new environment. Everything from sights, smells, people, etc. is strange and very new to them. You have to allow new puppies to explore their new home and encourage them to play. Try not to pick them up too much the first couple of days and play with them on the floor in their eye level rather than your couch or table. Remember to them you are a giant!! When you speak to your new puppy, you need to speak quietly and calmly in your lowest voice. Training can be effective with a can of coins rattled but the most effective method is repetition, repetition and reward.



BAXTER & Bella - The Online Puppy School

Click to view informative [video](#)

Toys

Boredom is disruptive for puppies. Chew toys and interactive toys are very, very resourceful. Stuffed toys, teething toys, interactive puzzles toys are great. Allow your puppy time to explore and learn at their own pace. [Interactive puzzles](#)...make sure you start with level 1. You can find in Petsmart, Petco, Chewy, or Amazon.



Teething Sticks:

[Teething sticks/ring](#)....sticks or ring either works.



Harness/collars/leashes:

My suggestion is to make sure it is returnable before purchasing. None of the brands are sized the same. The girth and weight measurement on one will be different on another brand. So be aware of that fact. We have used collars and harness from the cat section too. If I had to suggest my favorite, it would be a step in harness..Buddy Belt. I bought it on [Ebay](#).

Shopping List:

Nutri-Stat <https://www.amazon.com/>

NuVet Plus K-9 wafers <https://www.nuvetlabs.com/> code 18146

Royal Canin Yorkshire Terrier Puppy <https://www.amazon.com>

Meyenberg Goat milk powder <https://meyenberg.com/products/powdered-whole-goat-milk/>

Royal Canin Appeteite stimulation <https://www.amazon.com>

Wire playpen <https://www.amazon.com>

Traveling Crate <https://www.amazon.com>

Plastic playpen <https://www.amazon.com>

baby nail cutters <https://www.amazon.com>

fake grass <https://www.amazon.com>

Baxter and Bella <https://www.baxterandbella.com/>

Interactive Puzzles <https://www.amazon.com>

Interactive Puzzles <https://www.petsmart.com>

Teething stick/ring <https://www.amazon.com>

Buddy Belt <https://buddy-belts.com>

Drymate Whelping Pad <https://www.amazon.com>

ValnessYorkies.com